

CHEVY CANDIDATE SERIES

STARTRANS

BUSES BY SUPREME



CANDIDATE SERIES S



HUTTLE AND PARATRANSIT BUSES



Candidate Series Shuttler Model

You don't need a CDL (Commercial Driver's License) to drive the StarTrans Candidate Series. Your regular operator's license is all that's required. (Check your state requirements.) This 21' model,



Standard driver dash console

with its narrowed width, can provide efficient service for a variety of needs. Its smart appearance, combined with Supreme's talent in comfort planning, creates a bus that runs with a lot of pride. And when you carefully review the standard and optional features available in equipping your durable StarTrans Candidate, you can be certain you'll have a model that fits your needs.

Candidate Series ParaTransit Model

You can see that Supreme paid special attention to paratransit needs when you review the planning that's built into this Candidate Series



Optional wheelchair lift

ParaTransit bus. The large double doors make wheelchair entry and exit easy. With all the comfort planning, the bus puts on a smart exterior appearance that adds a touch of pride while performing its en route duty.

CHEVY CANDIDATE SERIES FEATURES

SUBFLOORING – 12-gauge steel outriggers, fully welded with floorlevel Z rail, incorporated with chassis rubber ride capabilities.

FLOORING – 3/4" "Marine Grade" plywood with .080 aluminum underbelly, undercoated. Floor covered with 1/8" transit rubber. Aluminum heat shield over chassis catalytic converter and muffler.

SIDEWALLS – 3/4" polyurethane foam insulation (R-6, 12) gelcoated to 1/4" FRP exterior with 1/4" FRP interior. Reinforced with steel perimeter and transverse supports. Completely fiberglassed to adjoining body parts to form a single unitized body.

ROOFING – One-piece FRP/wood core laminate roof with steel cage reinforcement.

WINDOWS – 24" x 34" T-slider, 31% tinted. Clamp ring-style radius windows. Egress windows installed to meet FMVSS 217 requirements.

Operator's curbside window AS-2 rated: 442 square inches visibility.

ENTRY – Spacious entrance (27" x 83" clear opening) with doors that operate manually. Door panels are Plexiglas-plated for the best possible driver's visibility.

White step nosing and lighted stepwell standard. Entrance grab rail (left side).

LIGHTING – Each bus comes standard with six passenger courtesy lights.

ELECTRICAL – Wiring is color-coded with the number and function designated every 4" on the wire to enable identification and circuit traceability. Only premium components built to meet the Society of Automotive Engineers (S.A.E.) and Underwriter's Laboratories (U.L.) requirements are used. Electronic control console switch panel.

OPTIONAL A/C & HEAT – A/C systems ranging in size from 30,000 BTU to 88,000 BTU. Rear heat 40,000 BTU to 68,000 BTU.

OPTIONAL PARATRANSIT – Wheelchair accessibility with a wide range of securement systems and seating arrangements.

OPTIONAL LUGGAGE – Luggage can be stored in over-seat, floor-to-ceiling, rear compartments or custom-designed areas.

OPTIONAL SEATING – Forward-facing, perimeter-style and track seating are all available. Your choice of vinyl and cloth fabric in a wide range of colors.

- Bright white gelcoated body.
- Stainless steel exterior mirrors – 6-1/2" x 9-1/2" with 5" convex mirror on each side.
- Heavy-duty 10-gauge wraparound bumper with anti-ride cover.
- Mud flaps (front and rear).
- 12-month/12,000 mileage with five-year/75,000-mile warranty of body structure.

Due to Supreme Corporation's commitment to product quality, specifications and options are subject to change in the interest of product improvement.

CHASSIS SPECIFICATIONS

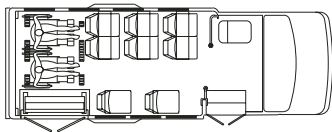
DIMENSIONS

- Exterior width — 88"
- Exterior height — 109"
- First step to ground — 10-1/2", second and third step riser — 9" max.
- Step tread depth — 9" max.
- Entrance clear opening — 27" x 83" or optional 37" x 83"
- Interior width at seat level — 81-1/2"
- Interior width up 36" from floor — 81-1/2"
- Center aisle height — 75"
- Double wheelchair doors — 44-1/2" x 69"
- Candidate exterior length (bumper to bumper) — 21'

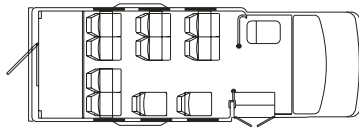
CHEVY

- 12,300 G.V.W.R. cutaway chassis
- 145 AMP alternator
- 139" wheel base
- G.V.W.R. 12,300
- Tinted glass
- Automatic transmission
- 4:10 rear axle ratio
- Power steering
- Power brakes
- Dash A/C and heater
- Super engine cooling

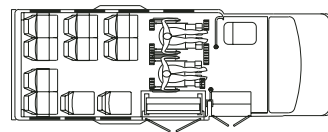
- Tilt steering and cruise control
- 368 Cubic Inch (Vortec 6000) 6.0L Gas
- 35-gallon fuel capacity
- Radial tires LT225x16D
- Chrome front bumper with license plate bracket
- Comfort-ride suspension — H.D. springs and shocks
- Read-out gauges
- Heavy-duty battery(s)



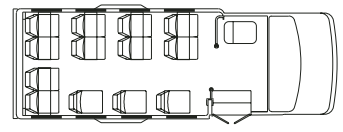
8 Passengers and 2 W/C



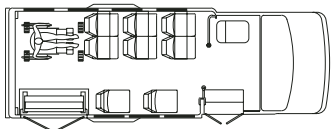
10 Passengers w/luggage



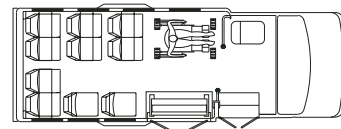
10 Passengers and 2 W/C



13 Passengers



8 Passengers and 1 W/C



10 Passengers and 1 W/C



16500 CR 38 • P.O. Box 463 • Goshen, IN 46528
574-642-4730 • 877-258-1391 • FAX 574-642-4108
www.StartransBus.com

