



SENATOR SERIES
CHEVROLET EXPRESS/4500



SENATOR SERIES FEATURES

SUBFLOOR – 12-gauge steel outriggers, fully welded with floorlevel Z rail, incorporated with chassis rubber ride capabilities.

FLOORING – 3/4" FRP, undercoated. Floor covered with 1/8" transit rubber. Aluminum heat shield over chassis catalytic converter and muffler.

SIWALLS – 3/4" polyurethane foam insulation (R-6) gelcoated to 1/4" FRP exterior with 1/4" FRP interior. Reinforced with steel perimeter and transverse supports. Completely fiberglassed to adjoining body parts to form a single unitized body.

ROOF – One-piece FRP/Nidacore laminate roof with steel cage reinforcement.

WINDOWS – 24" x 34" T-slider, 31% tinted. Clamp ring-style radius windows. Egress windows installed to meet FMVSS 217 requirements. Operator's curbside windows AS-2 rated: 442 square inches visibility.

ENTRY – Spacious entrance (32" x 83" clear opening) with doors that operate manually or electric. Door panels have full height glass panels for the best possible driver's visibility. White step nosing and lighted stepwell standard. Entrance grab rail (left side).

LIGHTING – Each bus comes standard with six passenger courtesy lights.

ELECTRICAL – Wiring is color-coded with the number and function designated every 12" on the wire to enable identification and circuit traceability. Only premium components built to meet the Society of Automotive Engineers (S.A.E.) and Underwriter's Laboratories (U.L.) requirements are used. Electronic control console switch panel.

OPTIONAL A/C & HEAT – A/C systems ranging in size from 30,000 BTU to 88,000 BTU. Rear heat 20,000 BTU to 65,000 BTU.

OPTIONAL PARATRANSIT – Wheelchair accessibility with a wide range of securement systems and seating arrangements.

OPTIONAL LUGGAGE – Luggage can be stored in over-seat, floor-to-ceiling, rear compartments or custom-designed areas.

OPTIONAL SEATING – Forward-facing, perimeter-style and track seating are all available. Your choice of vinyl and cloth fabric in a wide range of colors.

- Bright white gelcoated body with choice of three standard striping packages.
- Black exterior mirrors – 8" x 15"
- Heavy-duty 10-gauge wraparound bumper with anti-ride cover.
- Mud flaps (front and rear).
- 12-month/12,000 mile with five-year/75,000-mile warranty of body structure.

CHEVROLET SPECIFICATIONS

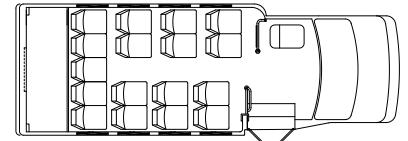
- Chevy Express 4500
- Tinted glass
- Auto transmission (HD-MN8-4SP)
- Rear axle (4.10 Ratio)
- 4-wheel disc brakes
- Dash A/C and heat
- Tilt steering and cruise control
- Vortec 6.0L V8 gas 323 HP/360 lb.-ft. torque
- Duramax 6.6 L V8 diesel 250 HP/460 lb.-ft. torque
- Alternator (145 amp)
- Fuel tank 57 gallon
- Chrome front bumper
- LT 225/75R16E radial
- 159" and 187" wheelbase
- 14,200 GVWR

Dimensions

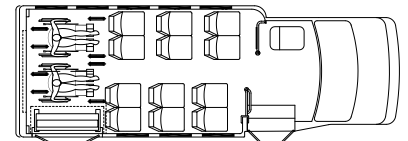
- Exterior width – 96"
- Exterior height – 114"
- First step to ground – 11½" second and third step riser – 9" max.
- Step tread depth – 9" max.
- Entrance clear opening – 32" x 83" min.
- Interior width at seat level – 92½"
- Interior width up 36" from floor – 93¾"
- Center aisle height – 80½"
- Flat floor aisle height – 75"
- Double wheelchair doors – 46" x 70.5"
- Rear luggage compartment – 141 cubic feet (standard)

Due to Supreme Corporation's commitment to product quality, specifications and options are subject to change in the interest of product improvement and market changes.

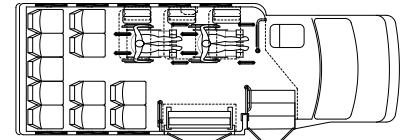
Floorplans shown are only a few of the designs available.



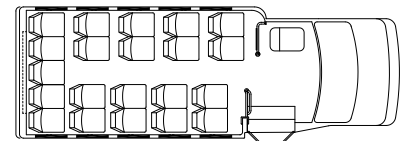
17 Passengers + 30" Rear Luggage



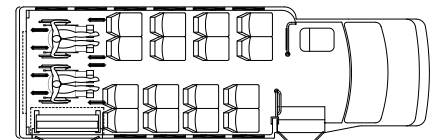
12 Passengers and 2 W/C, rear lift



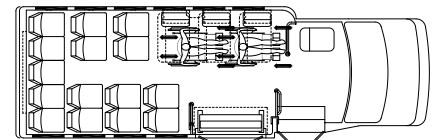
11 + 6 Passengers and 2 W/C, front lift



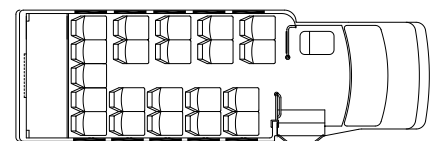
21 Passengers



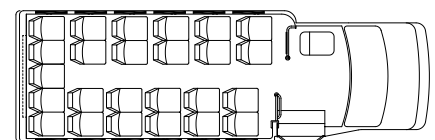
16 Passengers and 2 W/C, rear lift



15 + 6 Passengers and 2 W/C, front lift



21 Passengers + 30" Rear Luggage



25 Passengers



2592 East Kercher Road • Goshen, IN 46528
574-642-4730 • 877-258-1391 • FAX 574-642-4108
www.StarTransBus.com



Please call today for a dealer near you.